












TILE
PERFORMANCE
DATA

COLOR-BODY PORCELAIN TILES - RECTIFIED

Classification in accordance with ANSI A137.1: 2012 (P1 class).

TECHNICAL FEATURE	ASTM	VALUE REQUIRED ANSI A 137.1-2012	CAESAR AVERAGE VALUE
 Facial dimension	ASTM C-499	± 0,25% or ± 0,03 in	
 Wedging	ASTM C-502	± 0,25% or ± 0,03 in	
 Warpage diagonal	ASTM C-485	± 0,4% or ± 0,07 in	In accordance to ANSI A 137.1-2012
 Warpage edge	ASTM C-485	± 0,4% or ± 0,05 in	
 Thickness	ASTM C-499	RANGE: 0,040 inch max (1 mm)	In accordance to ANSI A 137.1-2012
 Water absorption	ASTM C-373	≤ 0,5%	Passed "impervious tiles" Class P1
 Breaking strength	ASTM C-648	≥ 250 lbs (≥1113 N)	≥400 lbs
 Freeze thaw	ASTM C-1026	No damages	In accordance
 Chemical resistance	ASTM C-650	As reported	Unaffected
 MOHS hardness			6
 Dynamic Coefficient of Friction		0,42	In accordance

Average values referred to the last two years of production and related to the matte finish of the product.
Values relate to the matte finish of the product and to tests carried out by certified external laboratories, whose results are available upon request.
Be sure to use the same caliber tiles. Color reproductions may vary from actual products.

* Due to the intrinsic nature of porcelain stoneware tiles, please note that the coefficient of friction may vary within the same production lot or from one production lot to the other. Caesar products can become slippery when wet. We recommend to always keep the surface dry.

ACTUAL SIZES FOR RECTIFIED MATERIAL

NOMINAL SIZE INCHES	MM	ACTUAL SIZE INCHES	MM
24"x48"	610x1220	23 ¹⁵ / ₃₂ "x47 ³ / ₆₄ "	596x1195
24"x24"	610x610	23 ¹⁵ / ₃₂ "x23 ¹⁵ / ₃₂ "	596x596
12"x24"	305x610	11 ¹¹ / ₁₆ "x23 ¹⁵ / ₃₂ "	297x596
6"x24"	152x610	5 ⁴⁵ / ₆₄ "x23 ¹⁵ / ₃₂ "	145x596
8"x40"	203x1016	7 ²³ / ₃₂ "x39 ¹¹ / ₆₄ "	196x995

ACTUAL SIZES FOR NON-RECTIFIED MATERIAL

NOMINAL SIZE INCHES	MM	ACTUAL SIZE INCHES	MM
12"x24"	305x610	11 ¹³ / ₁₆ "x23 ⁴⁷ / ₆₄ "	300x603
8"x40"	203x1016	7 ⁷ / ₈ "x39 ³ / ₈ "	200x1000

*For more detailed information about the different actual sizes for non-rectified material, please contact Caesar Ceramics USA.

ACTUAL SIZES FOR RECTIFIED MATERIAL - 3/4" THICKNESS

NOMINAL SIZE INCHES	MM	ACTUAL SIZE INCHES	MM
24"x24"	610x610	23 ³⁵ / ₆₄ "x23 ³⁵ / ₆₄ "	598x598

STONEWAYS
Flowing elegance